







Piano suite Classroom: Final Exam



/100



/20 1. Write the correct answer in the provided space.



a)  +  = _____ beat(s) long in $\frac{4}{4}$ time.



b)  +  = _____ beat(s) long in $\frac{4}{4}$ time.



c)  +  = _____ beat(s) long in $\frac{4}{4}$ time.



d)  +  = _____ beat(s) long in $\frac{4}{4}$ time.




e)  +  = _____ beat(s) long in $\frac{4}{4}$ time.

f)  +  = _____ beat(s) long in $\frac{4}{4}$ time.

g)  +  = _____ beat(s) long in $\frac{4}{4}$ time.

h)  +  = _____ beat(s) long in $\frac{4}{4}$ time.

i)  +  = _____ beat(s) long in $\frac{4}{4}$ time.

j)  +  +  = _____ beat(s) long in $\frac{4}{4}$ time.

/20 2. Select “Treble Clef Lines and Spaces” from the Settings menu in the ‘Single Note Placement Game’. Place 10 notes on the staff. Now select “Treble Clef Leger Lines and Spaces” and then place 10 notes on the staff. Write down the number of “Right Answers” as your score.



Score: _____

/10 3. Write the correct answer in the space provided.

a) $\text{♪} + \text{♪} = \text{_____}$ beat(s) long in $\frac{4}{4}$ time.

b) $\text{—} + \text{♪} = \text{_____}$ beat(s) long in $\frac{4}{4}$ time.

c) $\text{♩} + \text{♪} = \text{_____}$ beat(s) long in $\frac{4}{4}$ time.

d) $\text{—} + \text{—} = \text{_____}$ beat(s) long in $\frac{4}{4}$ time.

e) $\text{♩} + \text{♩} = \text{_____}$ beat(s) long in $\frac{4}{4}$ time.

f) $\text{—} + \text{—} = \text{_____}$ beat(s) long in $\frac{4}{4}$ time.

g) $\text{♩} + \text{♩} + \text{♩} + \text{♩} = \text{_____}$ beat(s) long in $\frac{4}{4}$ time.

h) $\text{♪} + \text{—} = \text{_____}$ beat(s) long in $\frac{4}{4}$ time.

i) $\text{♩} + \text{♩} = \text{_____}$ beat(s) long in $\frac{4}{4}$ time.

j) $\text{—} + \text{♩} = \text{_____}$ beat(s) long in $\frac{4}{4}$ time.

/ 20 4. Open the ‘Single Staff Note Placement Game’ and select “Bass Clef Lines and Spaces” in the Settings menu. Place 10 notes on the staff . Now select “Bass Clef Leger Lines and Spaces” and place 10 notes on the staff. Write down the number of “Right Answers” as your score.

Score: _____

/ 20 5. Play the following piano exercise using ‘Wait for Note’: Lesson 29, Exercise 1. This exercise is found in the “Custom Library”. Play the piece three times and write down your best score. “Good Work” = 10 points, “Very Good Work” = 15 points, and “Excellent” = 20 points. If you score “Try again” on all three performances, you may leave the space below blank. Your mark will be based on your best performance.

Score: _____ points.

/ 20 6. Play the song “Clementine (1)” using the ‘Notes and Timing’ method. Play the piece three times and write down your best score. If you score “Try again” on all three performances, you may leave the space below blank. Your mark will be based on your best performance.

Score: _____ %